

TULIP 4591

PROJECTPROJET

SPEC TYPE

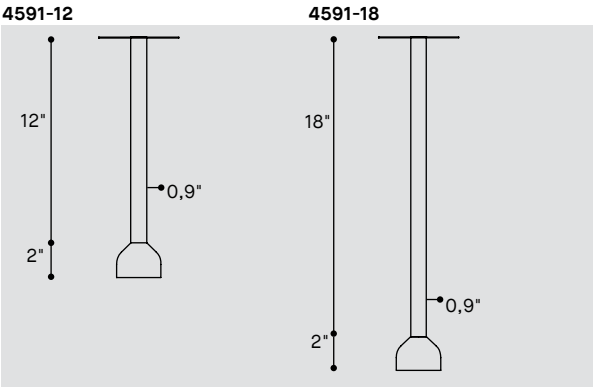
NOTES



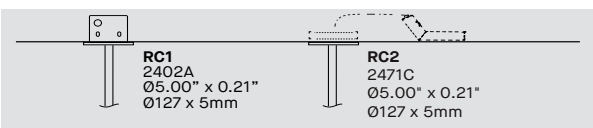
DIFFUSERDIFFUSEUR



FINISHFINI



MOUNTING OPTIONSOPTIONS DE MONTAGE



PRODUCT CHARACTERISTICS CARACTÉRISTIQUES DU PRODUIT



ORDERING SPECIFICATION		SPÉCIFICATION DE COMMANDE		CODE	
MODEL		MODÈLE			
4591-12	SURFACE - 1 LIGHT SOURCE (SHORT)				
4591-18	SURFACE - 1 LIGHT SOURCE (LONG)				
DIFFUSER		DIFFUSEUR			
BLB	BULB - RECESSED FLAT LENS (BEAM ANGLE 20°)				
BUD	BUD - 1" SMALL DIFFUSER, FROSTED				
BSM	BLOSSOM - 2" LARGE DIFFUSER, FROSTED				
LIGHT SOURCE		SOURCE LUMINEUSE		LED	
LED	REGULAR OUTPUT				
COLOR TEMPERATURE		TEMPÉRATURE DE COULEUR			
WDIM	2200K-5000K				
27	2700K (STATIC WHITE)				
30	3000K (STATIC WHITE)				
35	3500K (STATIC WHITE)				
40*	4000K (STATIC WHITE)				
* LONGER LEAD TIME MAY APPLY, PLEASE CONTACT YOUR EUREKA REPRESENTATIVE					
COLOR RENDERING INDEX (CRI)		INDICE DE RENDU DE COULEUR (IRC)		90	
90	90+ CRI				
VOLTAGE		VOLTAGE			
120V	120 VOLT				
277V	277 VOLT				
CONTROL OPTION		OPTION DE CONTRÔLE			
DV	0-10V DIMMING (120V-277V)				
DP	PHASE DIMMING (120V ONLY)				
NLTAIR2*	NLIGHT AIR CONTROL GEN 2				
NLIGHT*	NLIGHT WIRED CONTROL				
* NLIGHT INTEGRATION REQUIRES THE USAGE OF A REMOTE POWER PACK (39NLA A FOR NLTAIR2 OR 39NLWA FOR NLIGHT)					
REFER TO NLIGHT GUIDE AND INSTALLATION SHEET FOR ALL REQUIREMENTS.					
MOUNTING		MONTAGE			
ROUND CANOPY / PAVILLON ROND					
RC1*	SCREWLESS 5.00" X 0.21"H. CANOPY (2402A)				
RC2	SLIM PLATE WITH REMOTE JBOX (2471C)				
*3983 ACCESSORY PROVIDED					
TUBE AND PLATE FINISH		FINI TUBE ET PLAQUE			
BLKE	BLACK	CBE*	CHOCOLATE BROWN	NBE*	NAVY BLUE
WHE	WHITE	CPE*	CLAY PINK	SBE*	SAND BEIGE
CHM*	CHAMPAGNE METALLIC	DBE*	DYNAMIC BLUE	SGE*	SAGE GREY
SIM*	SILVER METALLIC	GGE*	GRASS GREEN	STE*	SUMMER TEAL
AYE*	APRICOT YELLOW	HGE*	HUNTER GREEN	RAL**	PLEASE SPECIFY RAL CODE
BRE*	BRICK RED	LNE*	LUNAR GREY		
* ALL FINISHES ARE FINE TEXTURED WITH THE EXCEPTION OF CHM, SIM					
* LONGER LEAD TIME MAY APPLY, PLEASE CONTACT YOUR EUREKA REPRESENTATIVE					
** SPECIFY 4 DIGIT RAL CLASSIC CODE. LONGER LEAD TIME MAY APPLY, PLEASE CONTACT YOUR EUREKA REPRESENTATIVE					
ACCESSORY		ACCESSOIRE			
ALL ACCESSORIES ARE AVAILABLE FOR ADVANCE SHIPPING					
3983	DEEP JUNCTION BOX (PROVIDED)				
39NLAA*	NLIGHT AIR GEN 2 REMOTE CONTROLLER				
39NLWA*	NLIGHT WIRED REMOTE CONTROLLER				
* FOR CHICAGO PLENUM INSTALLATION, PLEASE CONTACT YOUR EUREKA REPRESENTATIVE.					

TULIP SURFACE 4591 - FINISH OPTIONS / OPTIONS DE FINIS

Standard



BLKE
Black Textured



WHE
White Textured

Metallic



CHM
Champagne



SIM
Silver


Premium



AYE
Apricot
Yellow
Textured



BRE
Brick Red
Textured



CBE
Chocolate
Brown
Textured



CPE
Clay Pink
Textured




DBE
Dynamic Blue
Textured



GGE
Grass Green
Textured



HGE
Hunter Green
Textured



LNE
Lunar Gray
Textured



NBE
Navy Blue
Textured



SBE
Sand Beige
Textured

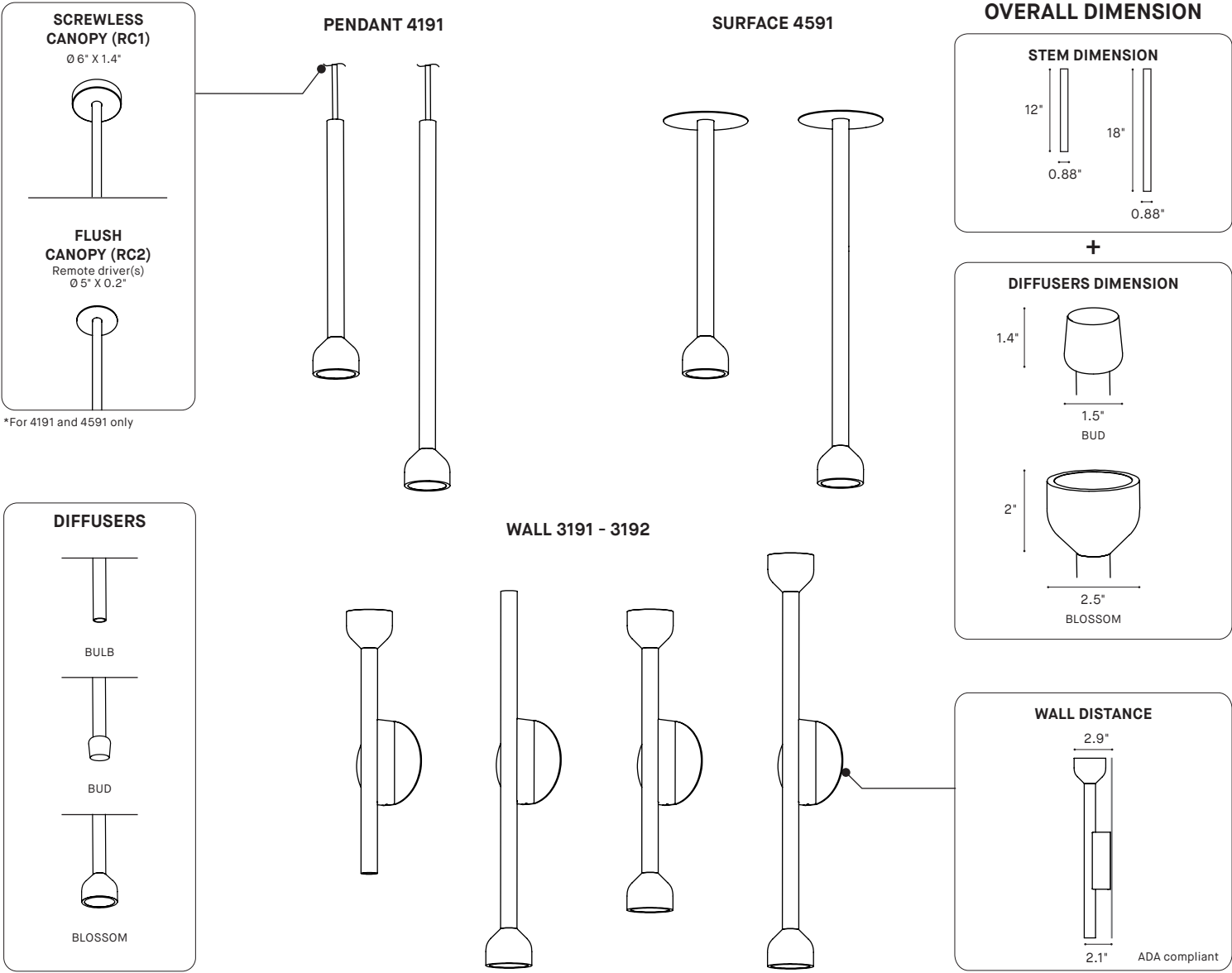


SGE
Sage Gray
Textured



STE
Summer Teal
Textured

TULIP ESSENTIALS 3191/3192/4191/4591



ESSENTIELS TULIP 3191/3192/4191/4591

